

Cedar Lake 2023 General Fish Survey

Lake Information: 781 acres; 14 feet max depth

Located: Cedar Lake, Indiana; Lake County; **GPS Coordinates:** N 41.384167; W -87.429722

Lake Map: [Contour map](#)

Ownership: Public; **Access:** Public access ramp; **Fees:** \$10.00 for parking with trailer (May to September)

Special Restrictions: None; **Outboard Motor Restrictions:** None

Best Fishing: Channel Catfish

Thermocline: 12 feet

DNR Contact Information: Tom Bacula, Fisheries Biologist. D1Fish@dnr.IN.gov

Fish Survey Dates: June 13 to June 26, 2023

Aquatic Vegetation: No submersed aquatic vegetation was collected; several spots along the western shore had emergent plant beds.

Comments: A total of 3,369 fish were collected during this survey, but 86% of fish were undesirable White Perch. Channel Catfish were the most abundant, angler desirable species and 45% of catfish were 11 to 16 inches an additional 20% were over 20 inches. Hybrid Striped Bass are annually stocked by the Division of Fish & Wildlife several were collected but a 2020 targeted survey is more representative of their size and abundance. While White and Black Crappie combined have low abundance their size up to 13.5 inches attracts anglers. Nine large Walleyes, which are not stocked by the DFW, were collected up to 24.2 inches. After dredging efforts are completed follow-up fish surveys should be conducted to evaluate the fish community.

Fish Species Composition

Species	Number	Percent	Min Length	Max Length
White Perch	2,896	57.5	3.6	8.7
Gizzard Shad	144	12.9	1.3	17.8
Channel Catfish	135	12.2	3.5	26.2
Bluegill	75	6.8	2.1	6.8
Common Carp	17	1.5	15.4	25.6
Hybrid Striped Bass	15	1.4	0.9	20.5
White Crappie	15	1.4	5.1	13.5
Freshwater Drum	14	1.3	5.9	12.4
Black Crappie	10	0.9	4.4	8.9
Walleye	9	0.8	16.3	24.2
White Sucker	8	0.7	12.1	17.9
Bowfin	6	0.5	18.7	27.2
Yellow Bullhead	5	0.5	6.5	8.4
Hybrid Sunfish	4	0.4	1.1	7.1
Brown Bullhead	3	0.3	10.8	10.9
Largemouth Bass	3	0.3	15.6	17.8
Yellow Perch	3	0.3	1.5	9.2
Green Sunfish	2	0.2	4.2	4.7
Orangespotted Sunfish	2	0.2	3.2	3.4
Golden Shiner	1	0.1	5.2	5.2
Redear Sunfish	1	0.1	4.5	4.5
Smallmouth Bass	1	0.1	16.4	16.4

Fish Stockings (last 4 years)

Year	Species	Number	Average Length
2023	Hybrid Striped Bass	7,810	1.1
2022	Hybrid Striped Bass	7,810	1.1
2021	Hybrid Striped Bass	7,810	1.1
2020	Hybrid Striped Bass	7,810	1.6

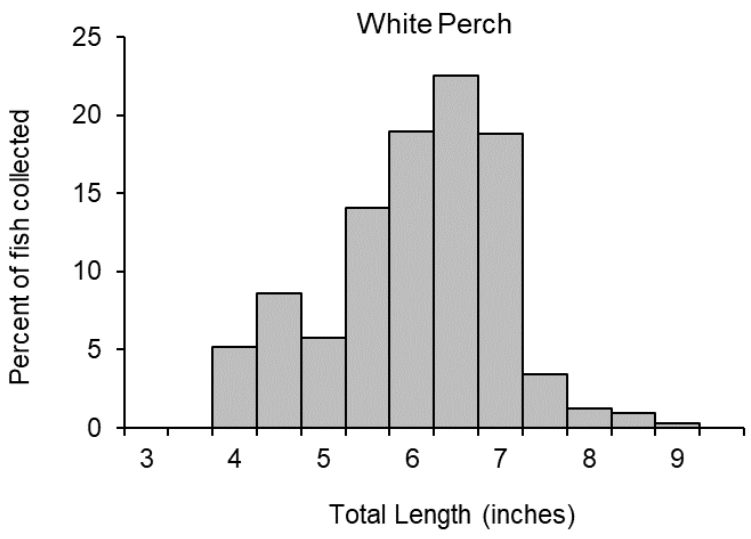


Figure 1. White Perch length frequency, 64% of fish collected were between 6 and 8 inches.

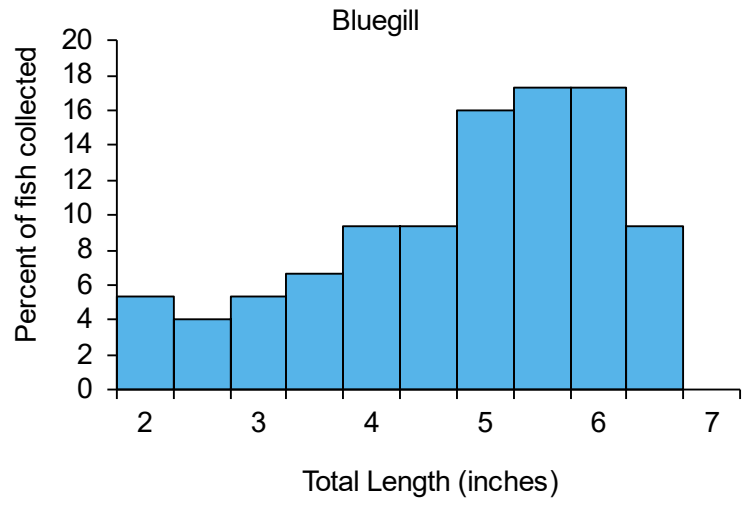


Figure 2. Bluegill length frequency.

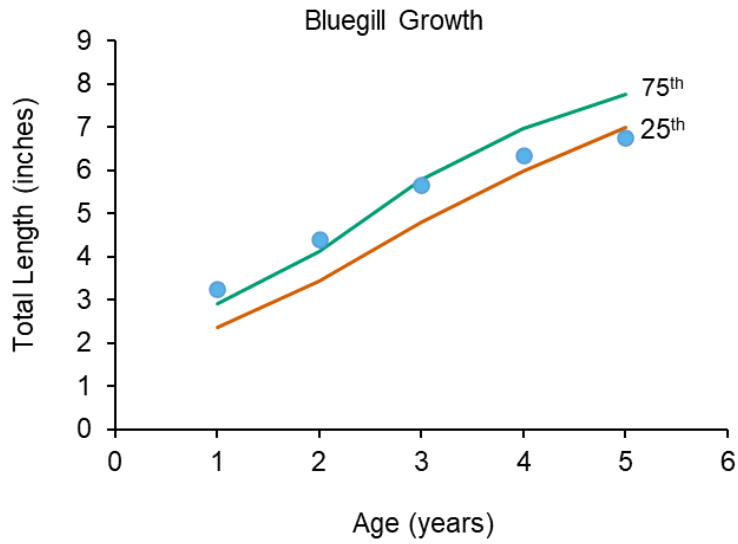


Figure 3. Bluegill average length at age compared to the 25th and 75th growth percentiles. Any age between the 25th and 75th percentiles is considered average growth while any above or below them is considered great or poor growth.

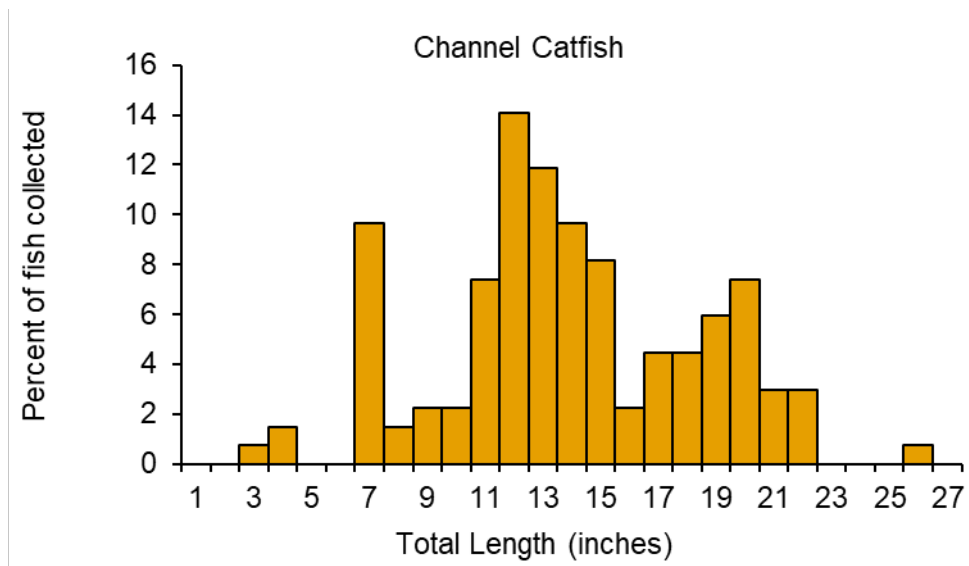


Figure 4. Channel Catfish length frequency.

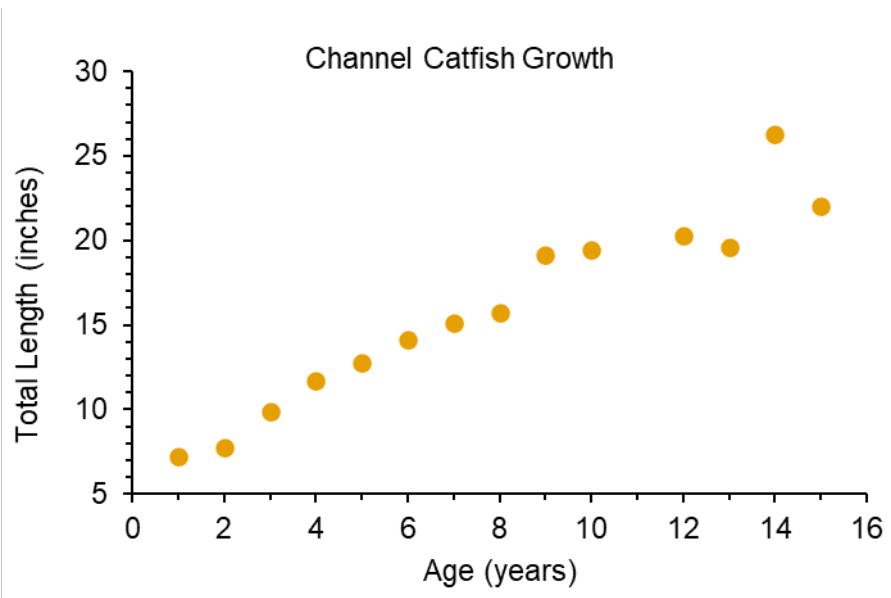


Figure 5. Channel Catfish average length at age.