
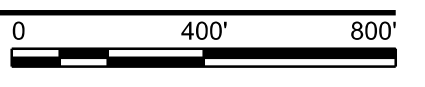


A1 KEY MAP
SCALE: 1" = 400'



MARK	DESCRIPTION	DATE

U.S. ARMY CORPS OF ENGINEERS CHICAGO DISTRICT 231 SOUTH LASALLE STREET, SUITE 1500 CHICAGO, IL 60604	DESIGNED BY: FAYE LEFLER, P.E. DRAWN BY: D. BANNING	ISSUE DATE: JULY 2016
	CHECKED BY: JOHN GROBOSKI, P.E.	SOLICITATION NO.:
	SUBMITTED BY: JOHN GROBOSKI, P.E. SIZE: ANSIX	CONTRACT NO.:
	FILE NAME: G-004.dwg	PROJECT CODE:

CEDAR LAKE DREDGING
 SECTION 206
 DRAINAGE IMPROVEMENTS
 CEDAR LAKE, INDIANA
 KEY MAP

SHEET ID
G-004

1 2 3 4 5 6 7 8 9 10

GENERAL NOTES

1. THE ENTIRE REAL ESTATE AREA IS ASSUMED FOR THE SDF AND TREATMENT CELLS LAYOUT. THE SDF AND TREATMENT CELLS WILL BE OPTIMIZED DURING THE DESIGN PHASE. THE FOOTPRINT OF THE SDF AND CELLS CAN BE REDUCED FOR THE DREDGE VOLUME CAPACITY NEEDED AT THE SDF.
2. A 12"HDPE PIPE IS ASSUMED FOR THE SLURRY AND RETURN PIPES.



US Army Corps of Engineers

MARK	DESCRIPTION	DATE

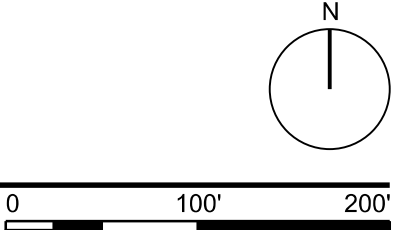
DESIGNED BY: FAYELEFFLER, P.E. D. BARNES	ISSUE DATE: JULY 2016
	SOLICITATION NO.:
CHECKED BY:	CONTRACT NO.:
	PROJECT CODE:
DESIGNED BY: FAYELEFFLER, P.E. D. BARNES	ISSUE DATE: JULY 2016
SUBMITTED BY: JOHN GROBOSKI, P.E.	FILE NAME:
	FILE NAME: CS101.dgn
U.S. ARMY CORPS OF ENGINEERS CHICAGO DISTRICT 231 SOUTH LASALLE STREET, SUITE 1600 CHICAGO, IL 60604	

CEDAR LAKE DREDGING SECTION 206 DRAINAGE IMPROVEMENTS CEDAR LAKE, INDIANA
SITE PLAN

SHEET ID
CS101




A1 SITE PLAN
SCALE: 1" = 100'





GENERAL NOTES

1. THE ENTIRE REAL ESTATE AREA IS ASSUMED FOR THE SDF AND TREATMENT CELLS LAYOUT. THE SDF AND TREATMENT CELLS WILL BE OPTIMIZED DURING THE DESIGN PHASE. THE FOOTPRINT OF THE SDF AND CELLS CAN BE REDUCED FOR THE DREDGE VOLUME CAPACITY NEEDED AT THE SDF.
2. A 12"HDPE PIPE IS ASSUMED FOR THE SLURRY AND RETURN PIPES. AN EXISTING CULVERT IS LOCATED UNDER THE EXISTING C&S RAILROAD. THE SLURRY PIPE WILL BE PLACED THROUGH THE CULVERT UNDERNEATH THE RAILROAD.



MARK	DESCRIPTION	DATE

DESIGNED BY: FAVELEFFLER, P.E. D. W. FAVELEFFLER	ISSUE DATE: JULY 2016
CHECKED BY: D. W. FAVELEFFLER	SOLICITATION NO.:
SUBMITTED BY: JOHN GROBOSKI, P.E.	CONTRACT NO.:
FILE NAME: CS102.dgn	PROJECT CODE:

U.S. ARMY CORPS OF ENGINEERS
CHICAGO DISTRICT
231 SOUTH LASALLE STREET, SUITE 1600
CHICAGO, IL 60604

CEDAR LAKE DREDGING
SECTION 206
DRAINAGE IMPROVEMENTS
CEDAR LAKE, INDIANA

SITE PLAN

SHEET ID
CS102

B1 SITE PLAN
SCALE: 1" = 100'

