






**Town of Cedar Lake**  
*Public Works*  
*Cedar Lake Water Department*  
8550 Lake Shore Drive, Cedar Lake, IN 46303  
PWSID# 5245047  
**Consumer Confidence Drinking Water Report**  
June 1, 2016 to June 1, 2017

This is a report on the quality of the drinking water supplied by the Cedar Lake Water Utility for the fiscal year 2016. Questions regarding this report should be to the Cedar Lake Water Department at (219)-374-7478, Water Superintendent, Ryan Kuiper.

According to these assessments, your water system has a low risk of being susceptible to contamination. Further information about the source water assessment can be obtained by contacting Ms. Rebecca Travis of IDEM's Drinking Water Branch at (317)-234-3243.

Cedar Lake Water Utility routinely monitors for contaminants in the drinking water according to Environmental Protection Agency and Indiana Department of Environmental Management requirements. These contaminants include:

-  **Microbial Contaminants**, such as viruses and bacteria, which may come from sewage treatment plants, septic systems, agricultural livestock operations and wildlife.
-  **Inorganic Contaminants**, such as salts and metals, which can be naturally occurring or result from urban storm water runoff, industrial or domestic wastewater discharges, oil and gas production, mining, or farming.
-  **Pesticides and Herbicides**, which may come from a variety of sources such as agriculture, storm water runoff, and residential uses.
-  **Organic Chemical Contaminants**, including synthetic and volatile organic chemicals, which are byproducts of industrial processes and petroleum productions, and can also result from gas stations, urban storm runoff and septic systems.
-  **Radioactive Contaminants**, which can be naturally occurring or the result of oil and gas production and mining activities.

All sources of drinking water are subject to potential contamination by substances that are naturally occurring or manmade. These substances can be microbes, inorganic or organic chemicals and radioactive substances. All drinking water, including bottled water, may reasonably be expected to contain at least small amounts of some contaminants. The presence of contaminants does NOT necessarily indicate that the water poses and health risks. More information about contaminants and potential health effects can be obtained by calling the Environmental Protection Agency Safe Drinking Water Hotline at (800) 426-4791.

Where does my water come from? Between 60-72% of Indiana's population relies on ground water for drinking and household use. The Cedar Lake Water Utilities source is the Silurian Devonian Aquifer. The Cedar Lake Water Utility has four (4) wells, two (2) of them located in Havenwood Subdivision and two (2) located off of Parrish Avenue.


Some people may be more vulnerable to contaminants in drinking water than the general population. Immuno-compromised persons, such as persons with cancer undergoing chemotherapy, persons who have undergone organ transplants, people with HIV/AIDS or other immune system disorders, some elderly, and infants can be particularly at risk from infections. These people should seek advice about drinking water from their health care providers. U.S. Environmental Protection Agency and Centers for Disease Control guidelines on appropriate means to lessen the risk of infection by Cryptosporidium and other microbial contaminants are available from the Safe Drinking Water Hotline at (800) 426-4791.

## Lead and Copper

**Definitions:**

**Action Level Goal (ALG):** The level of a contaminant in drinking water below which there is no known or expected risk to health.

ALGs allow for a margin of safety.

 **Action Level (AL):** The concentration of a contaminant, which if exceeded, triggers treatment or other requirements.

Lead and Copper	Date Sampled	MCLG	Action Level (AL)	90th Percentile	# Sites Over AL	Units	Violation	Likely Source of Contamination
<b>Copper</b>	08/14/2015	1.3	1.3	0.89	0	ppm	N	Erosion of natural deposits; Leaching from wood preservatives; Corrosion of household plumbing systems.
<b>Lead</b>	08/14/2015	0	15	5	0	ppb	N	Corrosion of household plumbing systems; Erosion of natural deposits.


## Regulated Contaminants


Disinfectants and Disinfection By-Products	Collection Date	Highest Level Detected	Range of Levels Detected	MCLG	MCL	Units	Violation	Likely Source of Contamination
<b>Total Trihalomethanes (TTHM)</b>	2016	2	2.2 - 2.2	No goal for the total	80	ppb	N	By-product of drinking water disinfection.

## Inorganic Contaminants

Inorganic Contaminants	Collection Date	Highest Level Detected	Range of Levels Detected	MCLG	MCL	Units	Violation	Likely Source of Contamination
<b>Barium</b>	10/14/2015	0.03	0.03 - 0.03	2	2	ppm	N	Discharge of drilling wastes; Discharge from metal refineries; Erosion of natural deposits.
<b>Fluoride</b>	10/14/2015	0.33	0.33 - 0.33	4	4.0	ppm	N	Erosion of natural deposits; Water additive which promotes strong teeth; Discharge from fertilizer and aluminum factories.

Definitions: The following tables contain scientific terms and measures, some of which may require explanation.

 **Maximum Contaminant Level (MCL):** Highest allowable amount of a contaminant that is allowed in drinking water.

 **Maximum Contaminant Level Goal (MCLG):** Level of a contaminant in drinking water below which no known or expected risk to health exists. MCLG's allow for a margin of safety.

 **Parts Per Million (ppm):** One part per million corresponds to one minute in two years.